

## OnLine Banking



HomeStar's OnLine Banking offers account holders access to their accounts 24 hours a day, 7 days a week. Banking at your finger tips!

### Account Activity

View account balances and transactions for each of your HomeStar accounts.

### eStatements

A safe, secure way to receive your bank statements. Select the account you would like to view the bank statements on, then select the Documents tab.

### Transfer

Move funds between your HomeStar accounts. Schedule reoccurring transfers or transfer money instantly with express transfer.

### BillPay

Pay your bills. Select the bill, enter amount and select the payment date. Funds will come directly from your account on the designated date. No stamps required!

### Popmoney

A great tool for paying babysitter, coach, your lunch pal, etc.


## Low Balance Alert



When your checking account balance falls below your designated alert level, you will receive a text message\* or an email notifying you of your account balance. Avoid an overdraft situation, sign-up for FREE Low Balance Alert today!

\* Text messaging rates may apply, depending on your mobile phone plan.

## TeleBank



Access your bank accounts over the phone with HomeStar's TeleBank system. You can access your balance, transactions, transfer funds, and more all while on the phone.

# HomeStar Bank & Financial Services

Thank you for choosing HomeStar! We are Here For You! Let us know how we can help.

[www.HomeStarBank.com](http://www.HomeStarBank.com)

### BOURBONNAIS

576 William Latham Dr.  
(815) 935-9444

### BRADLEY

435 E. North St.  
(815) 932-5612

### KANKAKEE

255 E. Station St.  
(815) 352-4660

### MANHATTAN

25640 S. Gougar Rd.  
(815) 361-4455

### MANTENO


303 Section Line Rd.  
105 McGuire Dr.  
(815) 468-BANK (2265)



Oct2017(B2v4-18)

## Mobile Banking App CardValet App

Mobile Banking and CardValet Apps are available for download at your app store. Search HomeStar Bank and select the app to download.



## Convenient Banking Services

Solutions for managing your HomeStar accounts while you are on the go.

**Bank Anytime**  
**Bank Anywhere**

HomeStar Bank  
& Financial Services

Thank you for partnering with HomeStar for your banking needs. We offer an assortment of services for your HomeStar account(s). Please contact a HomeStar representative for assistance on any of these services.

**DebitCard**



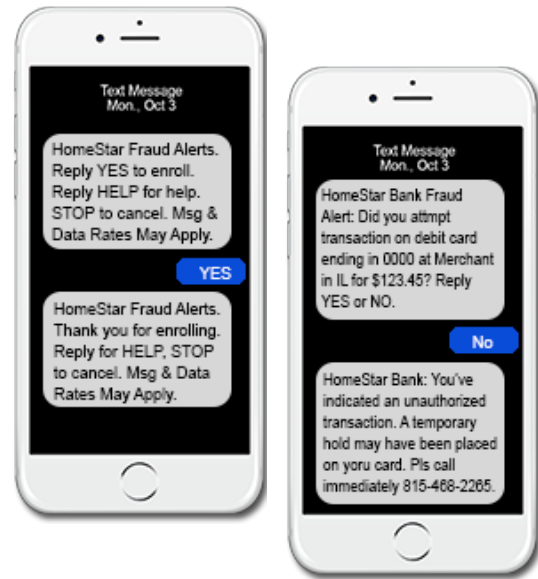
Visit any HomeStar branch and your DebitCard is issued during your visit. We offer an assortment of card designs, including local schools. Cards may be used at any merchant that accepts MasterCard®.

Your HomeStar DebitCard may be used as a credit transaction (which requires a signature) or as a debit transaction (Point of Sale (POS) which requires Personal Identification Number (PIN)).

When using your HomeStar DebitCard at a HomeStar Automatic Teller Machine (ATM), you may access your other HomeStar deposit accounts.

**Fraud Text Alert**

HomeStar offers Fraud Text Alerts. Our Fraud Department will alert you if any suspicious activity occurs on your HomeStar DebitCard.



**Real-Time Alerts. Real-Time Solutions.**

\* Text messaging rates may apply, depending on your mobile phone plan.

**CardValet App**



Manage your HomeStar DebitCard with the FREE CardValet App. Customize your account settings to fit your personal needs. Notifications are sent instantly, keeping you informed as soon as a transaction occurs.

CardValet Features:

- Easy On/Off Controls
- Fraud Prevention
- Spending Control
- Transaction Review
- Parental Controls

*"My son's wallet was stolen, and the thief was using his DebitCard. I realized this because I received CardValet alerts on my mobile phone. Using the CardValet app, I instantly turned off his DebitCard, preventing additional fraudulent purchases. I highly recommend all DebitCard users get the CardValet app ASAP!"*  
~ Alyson K.

**Mobile Banking App & Mobile Deposits**



It's a safe, secure, and convenient way to access your OnLine Banking! With the app, you may access all of your HomeStar accounts with your smart phone or tablet: view transaction history, transfer funds, make deposits, access your bill payment, and more.

**Mobile Banking App Instructions**

Enroll for mobile banking in your OnLine Banking account. Log in to your OnLine Banking account, select the Options tab and follow the directions under the Mobile Banking Profile section.

**Mobile Deposits**

The Deposit button will appear in your Mobile Banking app, after you have signed up for Mobile Deposits at your HomeStar branch. When processing a deposit, follow the prompts on the phone.

- Deposit checks that are payable to you, drawn from a financial institution within the U.S.
- Endorse the back of the check with: **FOR MOBILE DEPOSIT ONLY** and **DEPOSIT DATE** (mm-dd-yy).
- Daily deposit limit is \$2,500.
- Checks deposited by 3:00pm CT will be available on the first business day after the day of deposit.
- Deposit errors or technical problems may cause a delay in funds availability.

**Mobile Wallet**

Now, whether you are paying in a store or within apps, you can pay with just a touch of your finger on your supported Android®, Apple®, or Samsung® device.



**Android Pay**

To pay, unlock your phone, place it near a contactless terminal, and you're good to go. Tap and pay is that fast, that easy. For app purchases, select Android Pay at checkout.



**Apple Pay**

With Face ID, double-click the side button of your iPhone® X (or newer) and glance at your iPhone to authenticate. Hold the top of iPhone near the contactless reader and wait for a checkmark to display.

To use with your iPhone® 6 (or newer) place near the contactless reader with your finger on Touch ID®. A subtle vibration and beep will let you know your payment was successful. In apps, tap the "Buy with Apple Pay" button, then place your finger on Touch ID to complete the purchase.



**Samsung Pay**

Just swipe up to launch the app, secure with authentication (either your fingerprint or passcode) and hover over the card reader to pay.